# AIR CURTAINS / AIR DOORS
# **2018-2019**

Heat Saving Systems®

# ABOUT
# HEAT SAVING SYSTEMS

Heat Saving Systems Inc. takes pride in supplying the highest quality air curtains to the market. Incorporating both functionality and elegant design, many years of development have gone into the current line of models. All the models have proven their durability over many years of reliable service, and are designed for maximum efficiency, performance and aesthetic appeal.

All of Heat Savings Systems air curtains conform to current technical standards and are ETL certified for all jurisdictions in North American. We have models to service all your light industrial and commercial applications, as well as several decorative units that will aesthetically fit into the front lobbies and entrances of offices, condominiums and institutional buildings.

# CONTENTS


**General Information: Air Curtains/ Air Doors.**

2 Utility and Cost Savings
2 Increased Building Efficiency
2 Model Specifications
2 Applications and Construction
3 Quick Reference Guide
4 Operating Conditions
4 Product Code Description
4 Control Panel

**2018-2019 Series: Air Curtains/ Air Doors.**

6 AC 100
7 AC 200
8 AC 300
10 AC 301
12 AC 400
14 AC 401
16 AC 402
18 AC 501
20 AC 1000
22 AC 1001

## Utility and Cost Savings

Heat Saving Systems manufactures the highest quality air curtains for whatever your requirements may be. Designed to protect against energy losses through openings, when correctly sized and installed efficiencies of up to 80% can be achieved, as compared to a space with no air curtain installed.

## Increased Building Efficiency

Air Curtain / Air Door:

- Creates a barrier by blocking the entry of outside air into a building, or escaping air from the interior of the premises
- Minimizes the use of existing HVAC equipment to make up for heat losses or gains
- Will increase the efficiency of existing vestibules, or may replace the need for building one
- Improves employee efficiency by not having to stop to open and close doors
- Maintains comfortable ambient temperatures around entrances and doorways for both customer and employees
- Allows for open doors, to increase customer traffic in retail environments
- Dry off floors in entrance ways for safety

## Model Specifications

Heat Saving Systems has a complete range of models for all industrial, commercial and institutional applications, as well as several decorative units. Available as electric or water heated, or unheated (ambient).

- Steel casing coated with high-quality durable polymer coatings
- Fans – cross flow impellers and axial fans
- Motors – external rotor for superior cooling and heat dissipation, less vibration, motor and bearings sealed, higher efficiency and longer operating life
- Thermal protection – motors built-in, heating elements thermal relay protected
- Air curtain circuits are breaker protected
- Electric heating elements - straight stainless steel elements with stainless steel fins
- Water heated units – heat exchanger copper tubing with aluminum fins for efficient heat transfer. Rated for up to 70lbs psi. Equipped with drains in case of freezing risk
- All (non-decorative) units can be installed horizontally or vertically
- Complete with control panels
- Decorative models available in polished or matte stainless steel.

Heat Saving Systems has a full range of air curtains for many applications, and have been installed and proven to be effective in all types of buildings and regional climates. Many factors must be considered when specifying a unit above and beyond the size of opening being considered, especially where high traffic areas, large area or volume buildings, extreme interior and exterior temperature variables, the intended use etc. For further information see "Model Selection Guide", page 5.

## Model Specifications

When sizing a unit, must consider:

- Size of opening
- Exterior median low temperature
- Interior ambient temperature required
- Building air systems…positive or negative pressures
- Exterior wind factors
- Water systems – hot water temp., flows in litres or gallons per minute
- Building or area volume
- Pedestrian or commercial traffic at entryway

## Applications and Construction

The various models are available in 39", 59" and 79" and can be mounted in tandem, either horizontally or vertically to make up any opening size dimension. Each Air Curtain is supplied with Control Panel. Air curtains are energy saving devices, typically installed in a building over an exterior opening. An air curtain can function in two different ways.
1. As a supplementary heater in an area air curtain will maintain an ambient preset interior temperature in the immediate area making it more comfortable for customers or employees.
2. To block the transfer of air from exterior to interior. Usually requires more air and no heat. A more precise specification of model required. Typically for commercial or industrial applications, higher efficiencies are gained by blocking the air transfer in large buildings, or high traffic areas.

## QUICK REFERENCE GUIDE FOR AIR CURTAIN MODELS

### Commercial and industrial Air Curtains / Air Doors




### Decorative Air Curtains / Air Doors



## Operating Conditions for Air Curtains

- Relative ambient air temperature, -4…+104 °F/ -20…+40 °C.
- Air moisture level at no more than 80% at 68 °F (+20°C).
- No dust or other airborne particles at concentrations exceeding 10 mg/m3.
- There should be no condensation or presence of other airborne substances that are aggressive to carbon steels (acids, alkalis), adhesives or flammable compounds, fibrous materials such as oleoresins or other industrial fibers.
- For Water Heated Air Curtains hot water is used as a heating agent, with the following characteristics:
  - operating pressure ≤ 1.2 MPa
  - temperature ≤ 302 °F (150 °C).
- Friquancy: 60 Hz.

* The maximum current of the unit is shown at the rated voltage 208V.

208v electric heated models single 3ph wired. 600v and 480v electric heated models dual wired, corresponding 3ph wiring to the heating elements and 208v 1ph connection to the motors.

## Product Code Description

Example
**AC300-79E21**

| | |
|---|---|
| **AC** | Air Curtain |
| **300** | series |
| **39, 59, 79** | length in inches |
| **E, W, A** | Electric, water, ambient |
| **21** | Heater power, kW |

## Control Panel for Air Curtains

Model: **IR03**

Components supplied:
- Control Panel IR03
- Infra-Red remote control with 8 m (26 ft) effective distance
- Battery (3xAA 1.5V)
- Bracket and fasteners
- Instruction

Specifications:
- Selection of Heating [Off / Heat stage 1 / Heat stage 1 & 2]
- Selection of Fan speed [High / Med / Low]
- Controlling temperature: 0-40°C (32 - 99°F)
- Operating temperature: 5-35°C (40 - 95°F)
- Accuracy: 0.5°C (1°F)
- LCD display for temperature & heater indicator
- Detecting element: thermistor NTC
- Voltage supply: 208-230 VAC 50/60 Hz
- Protection: IP20
- Additional equipment: door activated or sensors

**NOTE: Supplied standard on every model. Each is pre attached at the factory with 7 conductor 208v rated thermostat wiring (extendable)and operational once power is connected.**

# 2018-2019 SERIES:
# AIR CURTAINS / AIR DOORS



| | |
|---|---|
| **SERIES** | AC100 |
| AVAILABLE OPTIONS | Electric Heated |
| MODELS | 31E5 |
| AVAILABLE VOLTAGES | 208V~1 Ph |

## OVERVIEW

Series 100 – compact stylish unit for use in smaller applications. A lower velocity unit with a 5 kW heater designed with built-in controls for ease of installation and operation. Ideal as a unit space heater or air curtain over a drive through window.

## Electric Heated

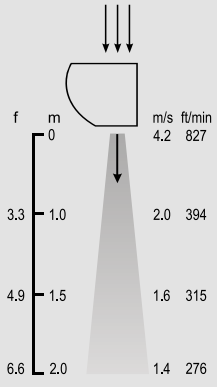


*Air Flow*

| GENERAL CHARACTERISTICS | | |
|---|---|---|
| MODEL | | **AC100-31E5** |
| Voltage | V/PH/Hz | 208/1/60 |
| Heat Output | kBTU/h<br>kW | 15.4<br>4.5 |
| Air Volume | cfm<br>$m^3/h$ | 295<br>500 |
| Max. Door Height | ft<br>m | 7.2<br>2.2 |
| Temperature rise | °F<br>°C | 82.4<br>28 |
| Length | ft<br>mm | 2.6<br>785 |
| Dimensions (L x W x H) | in<br>mm | 30.9 x 7.5 x 8.9<br>800 x 195 x 235 |
| Weight | lb<br>kg | 23<br>10.5 |
| Motor Input | hp<br>W | 0.07<br>48 |
| Sound Level at 5 m (distance) | dB(A) | 45 |
| Max. Current unit | A | 22.9 |

| | |
|---|---|
| **SERIES** | AC200 |
| AVAILABLE OPTIONS | Electric Heated |
| MODELS | 39E5 |
| AVAILABLE VOLTAGES | 208V~3 Ph, 480V~3 Ph, 600V~3 Ph |

## OVERVIEW

Series 200 – Lower velocity units rated for installation up to a maximum 6' (1.8 m). Designed primarily for single doors or smaller vestibules. Ideal for drive through windows where a higher velocity may be required when mounting the unit farther from the window.

Control panel included with every air curtain. Complete with - 3 speed control, Thermostat and 2 heat settings.

## Electric Heated

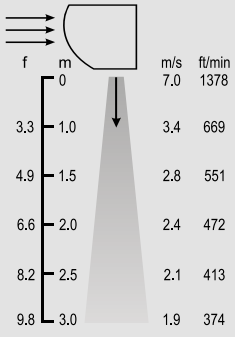


*Air Flow*

| GENERAL CHARACTERISTICS | | |
|---|---|---|
| MODEL | | **AC200-39E5** |
| Heat Output | kBTU/h<br>kW | 18.4<br>5.4 |
| Air Volume | cfm<br>$m^3/h$ | 883<br>1500 |
| Max. Door Height | ft<br>m | 8.2<br>2.5 |
| Temperature rise | °F<br>°C | 50.9<br>10.5 |
| Length | ft<br>mm | 3.3<br>1000 |
| Dimensions (L x W x H) | in<br>mm | 41 x 9 x 9<br>1040 x 225 x 225 |
| Weight | lb<br>kg | 33.1<br>15 |
| Motor Input | hp<br>W | 0.14<br>100 |
| Sound Level at 5 m (distance) | dB(A) | 52 |
| *Max. Current unit (208V) | A | 16.1 |
| Maximum motor current | A | 0.5 |
| *Max. Current heating elements<br>480 V<br>600 V | A | <br>6.9<br>5.6 |

* See page 6.

| | |
|---|---|
| **SERIES** | AC300 |
| **AVAILABLE OPTIONS** | Electric Heated \| Water Heated \| Ambient (Unheated) |
| **MODELS** | 39E8, 59E13, 79E16 \| 39W12, 59W20, 79W28 \| 39A, 59A, 79A |
| **AVAILABLE VOLTAGES** | 208V~3 Ph, 480V~3 Ph, 600V~3 Ph |

## OVERVIEW

Series 300 - Elegant in design for retail and commercial applications. Designed for pedestrian entrances, with or without vestibules. Available in 39" for a single door, 59" and 79" for double swinging or sliding doors, or install in tandem for larger installs.

Control panel included with every air curtain. Complete with - 3 speed control, Thermostat and 2 heat settings.

## Electric Heated

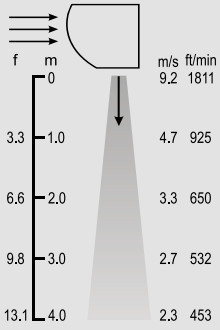


*Air Flow*

| GENERAL CHARACTERISTICS | | | | |
|---|---|---|---|---|
| MODEL | | AC300-39E8 | AC300-59E13 | AC300-79E16 |
| Heat Output | kBTU/h<br>kW | 27.3<br>8.0 | 45.7<br>13.4 | 54.9<br>16.1 |
| Air Volume | cfm<br>$m^3/h$ | 1030<br>1750 | 1590<br>2700 | 2091<br>3550 |
| Max. Door Height | ft<br>m | | 11.5<br>3.5 | |
| Temperature rise | °F<br>°C | 57.2<br>14 | 59.0<br>15 | 57.2<br>14 |
| Length | ft<br>mm | 3.3<br>1000 | 4.9<br>1500 | 6.6<br>2000 |
| Dimensions (L x W x H) | in<br>mm | 42 x 12.8 x 10.4<br>1070 x 325 x 265 | 61.4 x 12.8 x 10.4<br>1560 x 325 x 265 | 79.3 x 12.3 x 10.7<br>2015 x 325 x 265 |
| Weight | lb<br>kg | 42<br>19 | 65<br>29.5 | 79.5<br>36 |
| Motor Input | hp<br>W | 0.29<br>210 | 0.57<br>420 | 0.57<br>420 |
| Sound Level at 5 m (distance) | dB(A) | 54 | 54 | 57 |
| *Max. Current unit (208V) | A | 24.4 | 41.1 | 48.9 |
| Maximum motor current | A | 1 | 2 | 2 |
| *Max. Current heating elements<br>480 V<br>600 V | A | <br>10.1<br>8.1 | <br>16.4<br>13.1 | <br>20.2<br>16.2 |

* See page 6.

## Water Heated

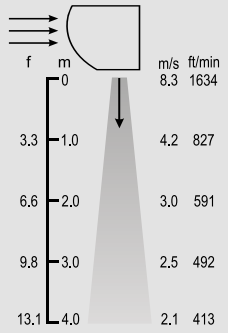


*Air Flow*

| GENERAL CHARACTERISTICS | | | | |
|---|---|---|---|---|
| MODEL | | **AC300-39W12** | **AC300-59W20** | **AC300-79W28** |
| Voltage | V/PH/Hz | 208/1/60 | | |
| Heat Output | kBTU/h<br>kW | 39.2<br>11.5 | 67.6<br>19.8 | 93.5<br>27.4 |
| Air Volume | cfm<br>$m^3/h$ | 972<br>1650 | 1472<br>2500 | 1943<br>3300 |
| Max. Door Height | ft<br>m | 11.5<br>3.5 | | |
| Temperature rise | °F<br>°C | 75.2<br>24 | 78.8<br>26 | 80.6<br>27 |
| Length | ft<br>mm | 3.3<br>1000 | 4.9<br>1500 | 6.6<br>2000 |
| Dimensions (L x W x H) | in<br>mm | 42 x 12.8 x 10.4<br>1070 x 325 x 265 | 61.4 x 12.8 x 10.4<br>1560 x 325 x 265 | 79.3 x 12.3 x 10.7<br>2015 x 325 x 265 |
| Weight | lb<br>kg | 42<br>19 | 66.2<br>30 | 79.5<br>36 |
| Motor Input | hp<br>W | 0.29<br>210 | 0.57<br>420 | 0.57<br>420 |
| Max. Current | A | 1.1 | 2.2 | 2.2 |
| Sound Level at 5 m (distance) | dB(A) | 52 | 53 | 56 |

| THERMAL CHARACTERISTICS (**Thermal characteristics at ambient room temperature 59°F (15°C) and maximum airow**) | | | | |
|---|---|---|---|---|
| MODEL | | **AC300-39W12** | | |
| Water Temperature at Inlet/Outlet | °F<br>°C | 203/158<br>95/70 | 176/140<br>80/60 | 140/104<br>60/40 |
| Heat Output | kBTU/h<br>kW | 39.2<br>11.5 | 31.4<br>9.2 | 10.6<br>3.1 |
| Air Temperature rise | °F<br>°C | 75.2<br>24 | 66.2<br>19 | 42.8<br>6 |
| Water Flow | USGPH<br>l/s | 123.64<br>0.13 | 114.13<br>0.12 | 38.04<br>0.04 |
| MODEL | | **AC300-59W20** | | |
| Water Temperature at Inlet/Outlet | °F<br>°C | 203/158<br>95/70 | 176/140<br>80/60 | 140/104<br>60/40 |
| Heat Output | kBTU/h<br>kW | 67.6<br>19.8 | 54.6<br>16.0 | 27.3<br>8.0 |
| Air Temperature rise | °F<br>°C | 78.8<br>26 | 71.6<br>22 | 68<br>20 |
| Water Flow | USGPH<br>l/s | 188.74<br>0.20 | 199.74<br>0.21 | 104.62<br>0.11 |
| MODEL | | **AC300-79W28** | | |
| Water Temperature at Inlet/Outlet | °F<br>°C | 203/158<br>95/70 | 176/140<br>80/60 | 140/104<br>60/40 |
| Heat Output | kBTU/h<br>kW | 93.5<br>27.4 | 75.4<br>22.1 | 41.6<br>12.2 |
| Air Temperature rise | °F<br>°C | 80.6<br>27 | 73.4<br>23 | 55.4<br>13 |
| Water Flow | USGPH<br>l/s | 285.34<br>0.30 | 285.34<br>0.30 | 152.18<br>0.16 |

** Based on inlet/outlet and outlet water temperatures of 203 °F/128 °F (95°C/70°C)*

## Ambient (Unheated)

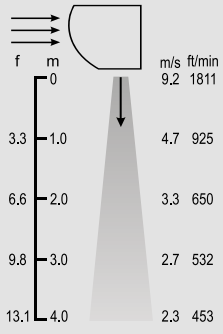


*Air Flow*

| GENERAL CHARACTERISTICS | | | | |
|---|---|---|---|---|
| MODEL | | **AC300-39A** | **AC300-59A** | **AC300-79A** |
| Voltage | V/PH/Hz | 208/1/60 | | |
| Air Volume | cfm<br>$m^3/h$ | 1030<br>1750 | 1590<br>2700 | 2091<br>3550 |
| Max. Door Height | ft<br>m | 11.5<br>3.5 | | |
| Length | ft<br>mm | 3.3<br>1000 | 4.9<br>1500 | 6.6<br>2000 |
| Dimensions (L x W x H) | in<br>mm | 42 x 12.8 x 10.4<br>1070 x 325 x 265 | 61.4 x 12.8 x 10.4<br>1560 x 325 x 265 | 79.3 x 12.3 x 10.7<br>2015 x 325 x 265 |
| Weight | lb<br>kg | 26.5<br>12 | 55<br>25 | 66.2<br>30 |
| Motor Input | hp<br>W | 0.29<br>210 | 0.57<br>420 | 0.57<br>420 |
| Max. Current | A | 1.1 | 2.2 | 2.2 |
| Sound Level at 5 m (distance) | dB(A) | 52 | 53 | 56 |

| | |
|---|---|
| **SERIES** | AC301 |
| **AVAILABLE OPTIONS** | Electric Heated \| Water Heated \| Ambient (Unheated) |
| **MODELS** | 39E8, 59E13, 79E16 \| 39W12, 59W20, 79W28 \| 39A, 59A, 79A |
| **AVAILABLE VOLTAGES** | 208V~3 Ph, 480V~3 Ph, 600V~3 Ph |

## OVERVIEW

Series 301 - Designed specifically for installations into standard drop ceilings of up to 11' (3.5m) in height, but can be utilized wherever a flush mounted air curtain will be required for commercial, retail or institutional applications.

Control panel included with every air curtain. Complete with - 3 speed control, Thermostat and 2 heat settings.

## Electric Heated

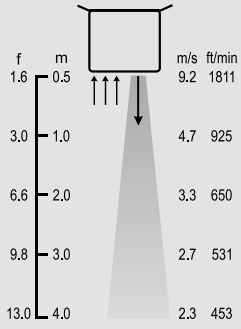


*Air Flow*

| GENERAL CHARACTERISTICS | | | | |
|---|---|---|---|---|
| MODEL | | AC301-39E8 | AC301-59E13 | AC301-79E16 |
| Heat Output | kBTU/h<br>kW | 27.3<br>8.0 | 44.4<br>13.0 | 54.6<br>16.0 |
| Air Volume | cfm<br>$m^3/h$ | 1030<br>1750 | 1590<br>2700 | 1031<br>3550 |
| Max. Door Height | ft<br>m | 11.5<br>3.5 | | |
| Temperature rise | °F<br>°C | 57.2<br>14 | 57.2<br>14 | 56.3<br>13.5 |
| Length | ft<br>mm | 3.2<br>1000 | 4.9<br>1500 | 6.5<br>2000 |
| Dimensions (L x W x H) | in<br>mm | 41.6 x 20.6 x 9.3<br>1170 x 525 x 235 | 65.8 x 20.6 x 9.3<br>1170 x 525 x 235 | 83.1 x 20.6 x 9.3<br>2110 x 525 x 235 |
| Weight | lb<br>kg | 66.2<br>30 | 94.9<br>43 | 113.7<br>51.5 |
| Motor Input | hp<br>W | 0.31<br>230 | 0.62<br>460 | 0.62<br>460 |
| Sound Level at 5 m (distance) | dB(A) | 54 | 55 | 57 |
| *Max. Current unit (208V) | A | 24.4 | 41 | 49 |
| Maximum motor current | A | 1 | 2 | 2 |
| *Max. Current heating elements<br>480 V<br>600 V | A | <br>10.1<br>8.1 | <br>16.4<br>13.1 | <br>20.2<br>16.2 |

* See page 6.

## Water Heated

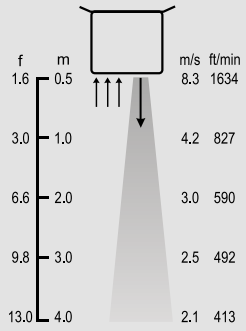


*Air Flow*

| GENERAL CHARACTERISTICS | | | | |
|---|---|---|---|---|
| MODEL | | **AC301-39W12** | **AC301-59W20** | **AC301-79W28** |
| Voltage | V/PH/Hz | 208/1/60 | | |
| Heat Output | kBTU/h<br>kW | 39.24<br>11.5 | 68.24<br>20 | 93.94<br>27.4 |
| Air Volume | cfm<br>$m^3/h$ | 971<br>1650 | 1472<br>2500 | 1942<br>3300 |
| Max. Door Height | ft<br>m | 11.5<br>3.5 | | |
| Temperature rise | °F<br>°C | 75.2<br>24 | 78.8<br>26 | 80.6<br>27 |
| Length | ft<br>mm | 3.3<br>1000 | 4.9<br>1500 | 6.56<br>2000 |
| Dimensions (L x W x H) | in<br>mm | 46.1 x 21.9 x 9.3<br>1170 x 555 x 235 | 65.8 x 21.9 x 8.9<br>1670 x 555 x 225 | 83.1 x 21.9 x 9.3<br>2110 x 555 x 235 |
| Weight | lb<br>kg | 76.2<br>30.5 | 98.1<br>44.5 | 111.3<br>50.5 |
| Motor Input | hp<br>W | 0.278<br>200 | 0.54<br>400 | 0.536<br>400 |
| Max. Current | A | 1.0 | 2.0 | 2.0 |
| Sound Level at 5 m (distance) | dB(A) | 53 | 54 | 55 |

| THERMAL CHARACTERISTICS (**Thermal characteristics at ambient room temperature 59°F (15°C) and maximum airow**) | | | | |
|---|---|---|---|---|
| MODEL | | **AC301-39W12** | | |
| Water Temperature at Inlet/Outlet | °F<br>°C | 203/158<br>95/70 | 176/140<br>80/60 | 140/104<br>60/40 |
| Heat Output | kBTU/h<br>kW | 39.25<br>11.5 | 31.40<br>9.2 | 10.58<br>3.1 |
| Air Temperature rise | °F<br>°C | 75.2<br>24 | 66.2<br>19 | 42.8<br>6 |
| Water Flow | USGPH<br>l/s | 123.65<br>0.13 | 114.13<br>0.12 | 38.04<br>0.04 |
| MODEL | | **AC301-59W20** | | |
| Water Temperature at Inlet/Outlet | °F<br>°C | 203/158<br>95/70 | 176/140<br>80/60 | 140/104<br>60/40 |
| Heat Output | kBTU/h<br>kW | 67.56<br>19.8 | 54.59<br>16 | 27.30<br>8 |
| Air Temperature rise | °F<br>°C | 78.8<br>26 | 71.6<br>22 | 68.0<br>20 |
| Water Flow | USGPH<br>l/s | 188.74<br>0.2 | 199.74<br>0.21 | 104.62<br>0.11 |
| MODEL | | **AC301-79W28** | | |
| Water Temperature at Inlet/Outlet | °F<br>°C | 203/158<br>95/70 | 176/140<br>80/60 | 140/104<br>60/40 |
| Heat Output | kBTU/h<br>kW | 93.52<br>27.4 | 75.43<br>22.1 | 41.6<br>12.2 |
| Air Temperature rise | °F<br>°C | 81.3<br>27 | 73.4<br>23 | 55.4<br>13 |
| Water Flow | USGPH<br>l/s | 285.34<br>0.30 | 285.34<br>0.30 | 152.18<br>0.16 |

** For water heaters this is 203 °F/128 °F (95°C/70°C) hot water*

## Ambient (Unheated)

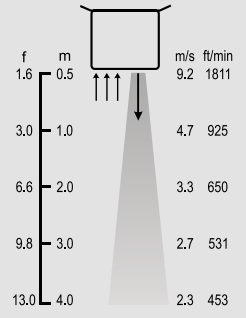


*Air Flow*

| GENERAL CHARACTERISTICS | | | | |
|---|---|---|---|---|
| MODEL | | **AC301-39A** | **AC301-59A** | **AC301-79A** |
| Voltage | V/PH/Hz | 208/1/60 | | |
| Air Volume | cfm<br>$m^3/h$ | 1030<br>1750 | 1589<br>2700 | 2089<br>3550 |
| Max. Door Height | ft<br>m | 11.5<br>3.5 | | |
| Length | ft<br>mm | 3.3<br>1000 | 4.9<br>1500 | 6.6<br>2000 |
| Dimensions (L x W x H) | in<br>mm | 46.1 x 20.6 x 9.3<br>1170 x 525 x 235 | 65.8 x 20.6 x 9.3<br>1670 x 525 x 235 | 83.1 x 20.6 x 9.3<br>2110 x 525 x 235 |
| Weight | lb<br>kg | 59.5<br>27 | 86<br>39 | 100<br>45.5 |
| Motor Input | hp<br>W | 0.29<br>220 | 0.59<br>440 | 0.59<br>440 |
| Max. Current | A | 1.1 | 2.0 | 2.1 |
| Sound Level at 5 m (distance) | dB(A) | 54 | 55 | 57 |

| | |
|---|---|
| **SERIES** | AC400 |
| **AVAILABLE OPTIONS** | Electric Heated \| Water Heated \| Ambient (Unheated) |
| **MODELS** | 39E8, 59E16, 79E16 \| 39W20, 59W32, 79W47 \| 39A, 59A, 79A |
| **AVAILABLE VOLTAGES** | 208V~3 Ph, 480V~3 Ph, 600V~3 Ph |

## OVERVIEW

Series 400 – Higher output units for high pedestrian traffic areas, larger volume buildings i.e. malls, recreational facilities, smaller warehouse bay doors. Available heated (electric or water) or unheated. Versatile in many different commercial or industrial applications. Installation up to a maximum 16' (5 m). Control panel included with every air curtain. Complete with - 3 speed control, Thermostat and 2 heat settings.

## Electric Heated

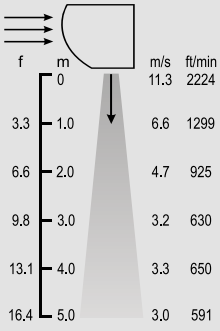


*Air Flow*

| GENERAL CHARACTERISTICS | | | | |
|---|---|---|---|---|
| MODEL | | AC400-39E8 | AC400-59E16 | AC400-79E16 |
| Heat Output | kBTU/h<br>kW | 27.3<br>8.0 | 54.6<br>16.0 | 54.9<br>16.1 |
| Air Volume | cfm<br>$m^3/h$ | 1590<br>2700 | 2356<br>4000 | 3534<br>6000 |
| Max. Door Height | ft<br>m | | 16.4<br>5.0 | |
| Temperature rise | °F<br>°C | 46.5<br>8 | 53.6<br>12 | 48.2<br>9 |
| Length | ft<br>mm | 3.3<br>1000 | 4.9<br>1500 | 6.6<br>2000 |
| Dimensions (L x W x H) | in<br>mm | 43.7 x 13.8 x 13.4<br>1110 x 350 x 340 | 62 x 13.8 x 13.4<br>1575 x 350 x 340 | 82.3 x 13.8 x 13.4<br>2090 x 350 x 340 |
| Weight | lb<br>kg | 56.2<br>25.5 | 89.4<br>40.5 | 101.5<br>46.0 |
| Motor Input | hp<br>W | 0.54<br>400 | 1.22<br>900 | 1.22<br>900 |
| Sound Level at 5 m (distance) | dB(A) | 60 | 65 | 66 |
| *Max. Current unit (208V) | A | 25.5 | 51.2 | 50.7 |
| Maximum motor current | A | 2.1 | 4.3 | 3.8 |
| *Max. Current heating elements<br>480 V<br>600 V | A | <br>10.1<br>8.1 | <br>20.2<br>16.2 | <br>20.2<br>16.2 |

* See page 6.

## Water Heated

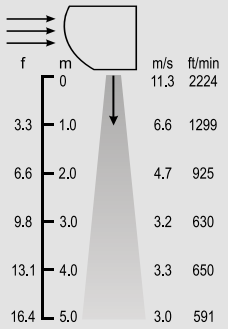


*Air Flow*

| GENERAL CHARACTERISTICS | | | | |
|---|---|---|---|---|
| MODEL | | **AC400-39W20** | **AC400-59W32** | **AC400-79W47** |
| Voltage | V/PH/Hz | 208/1/60 | | |
| Heat Output | kBTU/h<br>kW | 68.3<br>20.0 | 109.2<br>32.0 | 161.8<br>47.4 |
| Air Volume | cfm<br>$m^3/h$ | 1531<br>2600 | 2002<br>3400 | 3062<br>5200 |
| Max. Door Height | ft<br>m | 16.4<br>5.0 | | |
| Temperature rise | °F<br>°C | 98.6<br>37 | 78.8<br>26 | 80.6<br>27 |
| Length | ft<br>mm | 3.3<br>1000 | 4.9<br>1500 | 6.6<br>2000 |
| Dimensions (L x W x H) | in<br>mm | 43.7 x 13.8 x 13.4<br>1110 x 350 x 340 | 62 x 13.8 x 13.4<br>1575 x 350 x 340 | 82.3 x 13.8 x 13.4<br>2090 x 350 x 340 |
| Weight | lb<br>kg | 68.5<br>31 | 91.6<br>41.5 | 117<br>53 |
| Motor Input | hp<br>W | 0.61<br>450 | 0.87<br>640 | 1.22<br>690 |
| Max. Current | A | 2.2 | 3 | 3.8 |
| Sound Level at 5 m (distance) | dB(A) | 64 | 64 | 65 |

| THERMAL CHARACTERISTICS (**Thermal characteristics at ambient room temperature 59°F (15°C) and maximum airow**) | | | | |
|---|---|---|---|---|
| MODEL | | | | |
| Water Temperature at Inlet/Outlet | °F<br>°C | 203/158<br>95/70 | 176/140<br>80/60 | 140/104<br>60/40 |
| Heat Output | kBTU/h<br>kW | 66.2<br>19.4 | 52.6<br>15.4 | 16.5<br>4.9 |
| Air Temperature rise | °F<br>°C | 98.6<br>37 | 91.4<br>33 | 69.8<br>21 |
| Water Flow | USGPH<br>l/s | 200<br>0.21 | 200<br>0.21 | 57<br>0.06 |
| MODEL | | | | |
| Water Temperature at Inlet/Outlet | °F<br>°C | 203/158<br>95/70 | 176/140<br>80/60 | 140/104<br>60/40 |
| Heat Output | kBTU/h<br>kW | 109.2<br>32 | 88.1<br>25.8 | 45.1<br>13.2 |
| Air Temperature rise | °F<br>°C | 78.8<br>26 | 69.8<br>21 | 51.8<br>11 |
| Water Flow | USGPH<br>l/s | 332.89<br>0.35 | 332.89<br>0.35 | 171.20<br>0.18 |
| MODEL | | | | |
| Water Temperature at Inlet/Outlet | °F<br>°C | 203/158<br>95/70 | 176/140<br>80/60 | 140/104<br>60/40 |
| Heat Output | kBTU/h<br>kW | 161.8<br>47.4 | 130.7<br>38.3 | 73.0<br>21.4 |
| Air Temperature rise | °F<br>°C | 80.6<br>27 | 71.6<br>22 | 53.6<br>12 |
| Water Flow | USGPH<br>l/s | 494.58<br>0.52 | 494.58<br>0.52 | 275.83<br>0.29 |

** Based on inlet/outlet and outlet water temperatures of 203 °F/128 °F (95°C/70°C)*

## Ambient (Unheated)

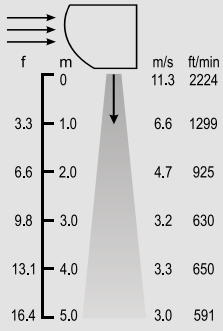


*Air Flow*

| GENERAL CHARACTERISTICS | | | | |
|---|---|---|---|---|
| MODEL | | **AC400-39A** | **AC400-59A** | **AC400-79A** |
| Voltage | V/PH/Hz | 208/1/60 | | |
| Air Volume | cfm<br>$m^3/h$ | 1531<br>2600 | 2002<br>3400 | 3062<br>5200 |
| Max. Door Height | ft<br>m | 16.4<br>5.0 | | |
| Length | ft<br>mm | 3.3<br>1000 | 4.9<br>1500 | 6.6<br>2000 |
| Dimensions (L x W x H) | in<br>mm | 43.7 x 13.8 x 13.4<br>1110 x 350 x 340 | 62 x 13.8 x 13.4<br>1575 x 350 x 340 | 82.3 x 13.8 x 13.4<br>2090 x 350 x 340 |
| Weight | lb<br>kg | 61.8<br>28 | 78.3<br>35.5 | 101.5<br>46 |
| Motor Input | hp<br>W | 0.61<br>450 | 0.87<br>640 | 1.22<br>710 |
| Max. Current | A | 2.2 | 3.0 | 3.5 |
| Sound Level at 5 m (distance) | dB(A) | 64 | 64 | 65 |

| | |
|---|---|
| **SERIES** | AC401 |
| **AVAILABLE OPTIONS** | Electric Heated \| Water Heated \| Ambient (Unheated) |
| **MODELS** | 39E16, 59E21, 79E21 \| 39W20, 59W32, 79W47 \| 39A, 59A, 79A |
| **AVAILABLE VOLTAGES** | 208V~3 Ph, 480V~3 Ph, 600V~3 Ph |

## OVERVIEW

Series 401 - Designed specifically for installations into standard drop ceilings of up to 11' (3.5m) in height, but can be utilized wherever a flush mounted air curtain will be required for commercial, retail or institutional applications. Installation up to a maximum 16.4' (5 m).

Control panel included with every air curtain.
Complete with - 3 speed control,
Thermostat and 2 heat settings.

## Electric Heated

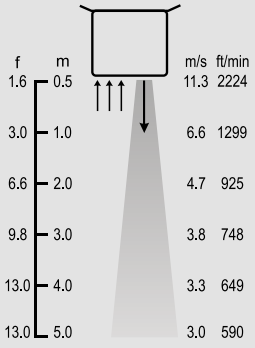


*Air Flow*

| GENERAL CHARACTERISTICS | | | | |
|---|---|---|---|---|
| MODEL | | AC401-39E16 | AC401-59E21 | AC401-79E21 |
| Heat Output | kBTU/h<br>kW | 54.6<br>16 | 71.6<br>21 | 71.6<br>21 |
| Air Volume | cfm<br>$m^3/h$ | 1589<br>2700 | 2354<br>4000 | 3531<br>6000 |
| Max. Door Height | ft<br>m | 16.4<br>5.0 | | |
| Temperature rise | °F<br>°C | 63.5<br>17.5 | 59.9<br>15.5 | 50.9<br>10.5 |
| Length | ft<br>mm | 3.28<br>1000 | 4.92<br>1500 | 6.56<br>2000 |
| Dimensions (L x W x H) | in<br>mm | 49.1 x 25 x 11.8<br>1250 x 635 x 300 | 61.7 x 25 x 11.8<br>1705 x 635 x 300 | 87.5 x 25 x 11.8<br>2220 x 635 x 300 |
| Weight | lb<br>kg | 90.4<br>41 | 132.2<br>60 | 157.6<br>71.5 |
| Motor Input | hp<br>W | 0.60<br>450 | 1.21<br>900 | 1.21<br>900 |
| Sound Level at 5 m (distance) | dB(A) | 63 | 65 | 66 |
| *Max. Current unit (208V) | A | 48.9 | 35.4+31.4 | 35.4+31.4 |
| Maximum motor current | A | 2 | 4 | 4 |
| *Max. Current heating elements<br>480 V<br>600 V | A | <br>20.2<br>16.2 | <br>27.8<br>22.3 | <br>27.8<br>22.3 |

* See page 6.

## Water Heated

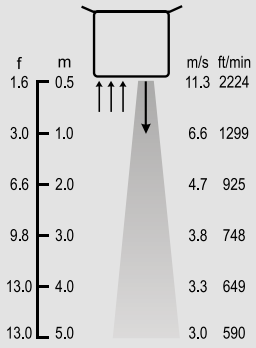


*Air Flow*

| GENERAL CHARACTERISTICS | | | | |
|---|---|---|---|---|
| MODEL | | **AC401-39W20** | **AC401-59W32** | **AC401-79W47** |
| Voltage | V/PH/Hz | 208/1/60 | | |
| Heat Output | kBTU/h<br>kW | 68.2<br>20 | 109.2<br>32 | 161.7<br>47.4 |
| Air Volume | cfm<br>$m^3/h$ | 1530<br>2600 | 2001<br>3400 | 3060<br>5200 |
| Max. Door Height | ft<br>m | 16.4<br>5.0 | | |
| Temperature rise | °F<br>°C | 98.6<br>37 | 78.8<br>26 | 80.6<br>27 |
| Length | ft<br>mm | 3.3<br>1000 | 4.9<br>1500 | 6.6<br>2000 |
| Dimensions (L x W x H) | in<br>mm | 49.1 x 25.6 x 11.8<br>1245 x 650 x 300 | 67.1 x 25.6 x 11.8<br>1705 x 650 x 300 | 87.5 x 25.6 x 11.8<br>2225 x 650 x 300 |
| Weight | lb<br>kg | 92.6<br>42 | 130.0<br>59 | 160.9<br>73 |
| Motor Input | hp<br>W | 0.6<br>450 | 1.2<br>900 | 1.2<br>900 |
| Max. Current | A | 2.2 | 4.0 | 4.2 |
| Sound Level at 5 m (distance) | dB(A) | 63 | 65 | 66 |

| THERMAL CHARACTERISTICS (**Thermal characteristics at ambient room temperature 59°F (15°C) and maximum airow**) | | | | |
|---|---|---|---|---|
| MODEL | | **AC401-39W20** | | |
| Water Temperature at Inlet/Outlet | °F<br>°C | 203/158<br>95/70 | 176/140<br>80/60 | 140/104<br>60/40 |
| Heat Output | kBTU/h<br>kW | 66.2<br>19.4 | 52.6<br>15.4 | 16.5<br>4.9 |
| Air Temperature rise | °F<br>°C | 98.6<br>37 | 91.4<br>33 | 63.8<br>21 |
| Water Flow | USGPH<br>l/s | 200<br>0.21 | 200<br>0.21 | 57<br>0.06 |
| MODEL | | **AC401-59W32** | | |
| Water Temperature at Inlet/Outlet | °F<br>°C | 203/158<br>95/70 | 176/140<br>80/60 | 140/104<br>60/40 |
| Heat Output | kBTU/h<br>kW | 109.2<br>32 | 88.1<br>25.8 | 45.1<br>13.2 |
| Air Temperature rise | °F<br>°C | 78.8<br>26 | 69.8<br>21 | 51.8<br>11 |
| Water Flow | USGPH<br>l/s | 332.89<br>0.35 | 332.89<br>0.35 | 171.20<br>0.18 |
| MODEL | | **AC401-79W47** | | |
| Water Temperature at Inlet/Outlet | °F<br>°C | 203/158<br>95/70 | 176/140<br>80/60 | 140/104<br>60/40 |
| Heat Output | kBTU/h<br>kW | 161.8<br>47.4 | 130.7<br>38.3 | 73.0<br>21.4 |
| Air Temperature rise | °F<br>°C | 80.6<br>27 | 71.6<br>22 | 53.6<br>12 |
| Water Flow | USGPH<br>l/s | 494.58<br>0.52 | 494.58<br>0.52 | 275.83<br>0.29 |

** For water heaters this is 203 °F/128 °F (95°C/70°C) hot water*

## Ambient (Unheated)

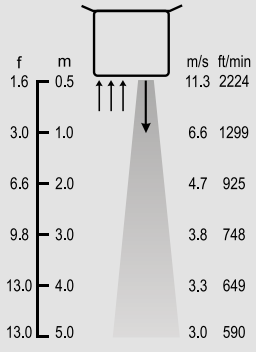


*Air Flow*

| GENERAL CHARACTERISTICS | | | | |
|---|---|---|---|---|
| MODEL | | **AC401-39A** | **AC401-59A** | **AC401-79A** |
| Voltage | V/PH/Hz | 208/1/60 | | |
| Air Volume | cfm<br>$m^3/h$ | 1530<br>2600 | 2001<br>3400 | 3061<br>5200 |
| Max. Door Height | ft<br>m | 16.4<br>5.0 | | |
| Length | ft<br>mm | 3.3<br>1000 | 4.9<br>1500 | 6.6<br>2000 |
| Dimensions (L x W x H) | in<br>mm | 49.1 x 25 x 11.8<br>1250 x 635 x 300 | 67.1 x 25 x 11.8<br>1705 x 635 x 300 | 87.5 x 25 x 11.8<br>2220 x 635 x 300 |
| Weight | lb<br>kg | 82.7<br>37.5 | 120.2<br>54.5 | 144.4<br>65.5 |
| Motor Input | hp<br>W | 0.29<br>210 | 0.57<br>420 | 0.57<br>420 |
| Max. Current | A | 2.2 | 4.0 | 4.2 |
| Sound Level at 5 m (distance) | dB(A) | 63 | 65 | 66 |

| | |
|---|---|
| **SERIES** | AC402 |
| **AVAILABLE OPTIONS** | Electric Heated \| Water Heated \| Ambient (Unheated) |
| **MODELS** | 39E16, 59E21, 79E32 \| 39W22, 59W41, 79W54 \| 39A, 59A, 79A |
| **AVAILABLE VOLTAGES** | 208V~3 Ph, 480V~3 Ph, 600V~3 Ph |

## OVERVIEW

Control panel included with every air curtain. Complete with 3-speed control, Thermostat and 2 heat settings. Installation up to a maximum 16.4' (5 m).

Control panel included with every air curtain. Complete with - 3 speed control, Thermostat and 2 heat settings.

## Electric Heated

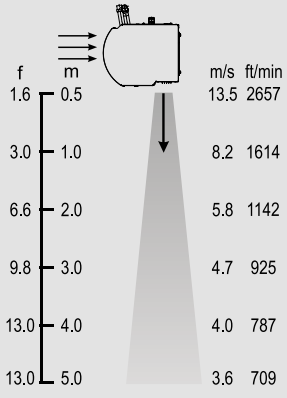


*Air Flow*

| GENERAL CHARACTERISTICS | | | | |
|---|---|---|---|---|
| MODEL | | AC402-39E16 | AC402-59E21 | AC402-79E32 |
| Heat Output | kBTU/h<br>kW | 54.6<br>16 | 71.6<br>21 | 109.2<br>32 |
| Air Volume | cfm<br>$m^3/h$ | 1942<br>3300 | 3355<br>5700 | 3826<br>6500 |
| Max. Door Height | ft<br>m | 18.0<br>5.5 | | |
| Temperature rise | °F<br>°C | 58.1<br>14.5 | 51.8<br>11.0 | 51.8<br>14.5 |
| Length | ft<br>mm | 3.3<br>1000 | 4.9<br>1500 | 6.6<br>2000 |
| Dimensions (L x W x H) | in<br>mm | 44.4 x 14.7 x 16.7<br>1130 x 375 x 425 | 71.2 x 14.7 x 16.7<br>1810 x 375 x 425 | 83.2 x 14.7 x 16.7<br>2115 x 375 x 425 |
| Weight | lb<br>kg | 63.9<br>29 | 103.6<br>47 | 114.6<br>52 |
| Motor Input | hp<br>W | 0.6<br>450 | 1.2<br>900 | 1.2<br>900 |
| Sound Level at 5 m (distance) | dB(A) | 64 | 66 | 67 |
| *Max. Current unit (208V) | A | 49 | 66.5 | 98 |
| Maximum motor current | A | 2 | 4 | 4 |
| *Max. Current heating elements<br>480 V<br>600 V | A | <br>20.2<br>16.2 | <br>27.8<br>22.3 | <br>40.4<br>32.2 |

* See page 6.

## Water Heated

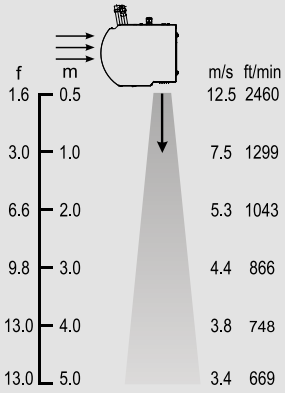


*Air Flow*

| GENERAL CHARACTERISTICS | | | | |
|---|---|---|---|---|
| MODEL | | **AC402-39W22** | **AC402-59W41** | **AC402-79W54** |
| Voltage | V/PH/Hz | 208/1/60 | | |
| Heat Output | kBTU/h<br>kW | 78.5<br>23 | 144.3<br>42.3 | 187.3<br>54.9 |
| Air Volume | cfm<br>$m^3/h$ | 1942<br>3300 | 3060<br>5200 | 3826<br>6500 |
| Max. Door Height | ft<br>m | 18<br>5.5 | | |
| Temperature rise | °F<br>°C | 68.9<br>20.5 | 75<br>23.9 | 76.8<br>24.9 |
| Length | ft<br>mm | 3.3<br>1000 | 4.9<br>1500 | 6.6<br>2000 |
| Dimensions (L x W x H) | in<br>mm | 44.4 x 14.7x 16.7<br>1130 x 375 x 425 | 71.2 x 14.7x 16.7<br>1810 x 375 x 425 | 83.2 x 14.7x 16.7<br>2115 x 375 x 425 |
| Weight | lb<br>kg | 65<br>30 | 101<br>46 | 118<br>54 |
| Motor Input | hp<br>W | 0.6<br>450 | 1.2<br>900 | 1.2<br>900 |
| Max. Current | A | 2.2 | 4.2 | 4.2 |
| Sound Level at 5 m (distance) | dB(A) | 64 | 66 | 67 |

| THERMAL CHARACTERISTICS (**Thermal characteristics at ambient room temperature 59°F (15°C) and maximum airow**) | | | | |
|---|---|---|---|---|
| MODEL | | **AC402-39W22** | | |
| Water Temperature at Inlet/Outlet | °F<br>°C | 203/158<br>95/70 | 176/140<br>80/60 | 140/104<br>60/40 |
| Heat Output | kBTU/h<br>kW | 78.5<br>23.0 | 62.4<br>18.3 | 17.7<br>5.2 |
| Air Temperature rise | °F<br>°C | 68.9<br>20.5 | 61.3<br>16.3 | 40.3<br>4.6 |
| Water Flow | USGPH<br>l/s | 238<br>0.25 | 238<br>0.25 | 67<br>0.07 |
| MODEL | | **AC402-59W41** | | |
| Water Temperature at Inlet/Outlet | °F<br>°C | 203/158<br>95/70 | 176/140<br>80/60 | 140/104<br>60/40 |
| Heat Output | kBTU/h<br>kW | 144.3<br>42.3 | 116.4<br>34.1 | 62.8<br>18.4 |
| Air Temperature rise | °F<br>°C | 75<br>24 | 67<br>19 | 51<br>10 |
| Water Flow | USGPH<br>l/s | 437.5<br>0.46 | 437.5<br>0.46 | 237.78<br>0.25 |
| MODEL | | **AC402-79W54** | | |
| Water Temperature at Inlet/Outlet | °F<br>°C | 203/158<br>95/70 | 176/140<br>80/60 | 140/104<br>60/40 |
| Heat Output | kBTU/h<br>kW | 187.4<br>54.9 | 151.2<br>44.3 | 84.6<br>24.8 |
| Air Temperature rise | °F<br>°C | 76.8<br>25 | 68.2<br>20 | 52.1<br>11 |
| Water Flow | USGPH<br>l/s | 570.7<br>0.6 | 570.7<br>0.6 | 313.9<br>0.3 |

** Based on inlet/outlet and outlet water temperatures of 203 °F/128 °F (95°C/70°C)*

## Ambient (Unheated)

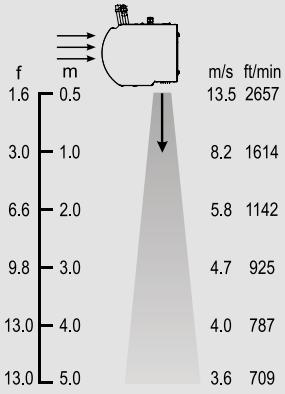


*Air Flow*

| GENERAL CHARACTERISTICS | | | | |
|---|---|---|---|---|
| MODEL | | **AC402-39A** | **AC402-59A** | **AC402-79A** |
| Voltage | V/PH/Hz | 208/1/60 | | |
| Air Volume | cfm<br>$m^3/h$ | 1942<br>3300 | 3532<br>6000 | 3826<br>6500 |
| Max. Door Height | ft<br>m | 18<br>5.5 | | |
| Length | ft<br>mm | 3.3<br>1000 | 4.9<br>1500 | 6.6<br>2000 |
| Dimensions (L x W x H) | in<br>mm | 44.4 x 14.7 x 16.7<br>1130 x 375 x 425 | 71.2 x 14.7 x 16.7<br>1810 x 375 x 425 | 83.2 x 14.7 x 16.7<br>2115 x 375 x 425 |
| Weight | lb<br>kg | 55.1<br>25 | 87.1<br>39.5 | 100.3<br>45.5 |
| Motor Input | hp<br>W | 0.6<br>450 | 1.2<br>900 | 1.2<br>900 |
| Max. Current | A | 2.2 | 4.2 | 4.2 |
| Sound Level at 5 m (distance) | dB(A) | 64 | 66 | 67 |

| | |
|---|---|
| **SERIES** | AC501 |
| **AVAILABLE OPTIONS** | Electric Heated \| Water Heated \| Ambient (Unheated) |
| **MODELS** | 59E32, 79E32 \| 59W69, 79W100 \| 59A, 79A |
| **AVAILABLE VOLTAGES** | 208V~3 Ph, 480V~3 Ph, 600V~3 Ph |

## OVERVIEW

Control panel included with every air curtain. Complete with 3-speed control, Thermostat and 2 heat settings. Installation up to a maximum 16.4' (5 m).

Control panel included with every air curtain. Complete with - 3 speed control, Thermostat and 2 heat settings.

## Electric Heated

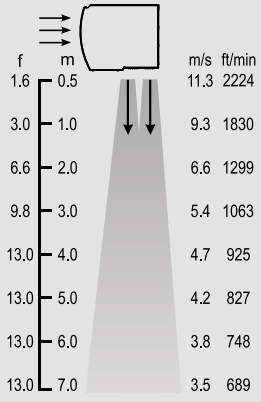


GENERAL CHARACTERISTICS

| MODEL | | AC501-59E32 | AC501-79E32 |
|---|---|---|---|
| Heat Output | kBTU/h<br>kW | 109.2<br>32 | 109.2<br>32 |
| Air Volume | cfm<br>$m^3/h$ | 4473<br>7600 | 6474<br>11000 |
| Max. Door Height | ft<br>m | 19.7<br>6.0 | |
| Temperature rise | °F<br>°C | 54.5<br>12.5 | 47.3<br>8.5 |
| Length | ft<br>mm | 4.9<br>1500 | 6.6<br>2000 |
| Dimensions (L x W x H) | in<br>mm | 63.8 x 19.7 x 18.9<br>1620 x 500 x 480 | 83.4 x 18.9 x 19.7<br>2120 x 480 x 500 |
| Weight | lb<br>kg | 162<br>73.5 | 181<br>82 |
| Motor Input | hp<br>W | 2.14<br>1600 | 2.14<br>1600 |
| Sound Level at 5 m (distance) | dB(A) | 69 | 69 |
| *Max. Current unit (208V) | A | 102 | 102 |
| Maximum motor current | A | 8 | 8 |
| *Max. Current heating elements<br>480 V<br>600 V | A | <br>40.4<br>32.2 | <br>40.4<br>32.2 |

* See page 6.

## Water Heated

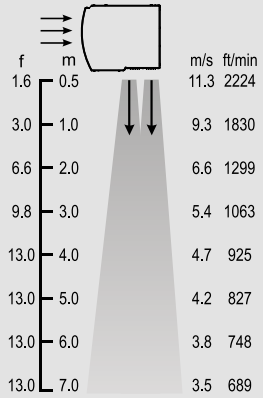


*Air Flow*

| GENERAL CHARACTERISTICS | | | |
|---|---|---|---|
| MODEL | | **AC501-59W69** | **AC501-79W100** |
| Voltage | V/PH/Hz | 208/1/60 | |
| Heat Output | kBTU/h<br>kW | 246.3<br>72 | 367.1<br>106 |
| Air Volume | cfm<br>$m^3/h$ | 3885<br>6600 | 5709<br>9700 |
| Max. Door Height | ft<br>m | 19.7<br>6.0 | |
| Temperature rise | °F<br>°C | 90.0<br>32 | 90.7<br>33 |
| Length | ft<br>mm | 4.9<br>1500 | 6.6<br>2000 |
| Dimensions (L x W x H) | in<br>mm | 63.8 x 19.4 x 19.7<br>1620 x 495 x 500 | 83.4 x 19.5 x 19.7<br>2120 x 495 x 500 |
| Weight | lb<br>kg | 172<br>78 | 203<br>92 |
| Motor Input | hp<br>W | 2.14<br>1600 | 2.14<br>1600 |
| Max. Current | A | 8 | 8 |
| Sound Level at 5 m (distance) | dB(A) | 68 | 68 |

| THERMAL CHARACTERISTICS (**Thermal characteristics at ambient room temperature 59°F (15°C) and maximum airow**) | | | | |
|---|---|---|---|---|
| MODEL | | **AC501-59W69** | | |
| Water Temperature at Inlet/Outlet | °F<br>°C | 203/158<br>95/70 | 176/140<br>80/60 | 140/104<br>60/40 |
| Heat Output | kBTU/h<br>kW | 246.4<br>72.2 | 201.3<br>59.0 | 106.8<br>31.3 |
| Air Temperature rise | °F<br>°C | 89.9<br>32.2 | 78.6<br>25.9 | 57.2<br>14 |
| Water Flow | USGPH<br>l/s | 751.4<br>0.8 | 751.4<br>0.8 | 399.5<br>0.4 |
| MODEL | | **AC501-79W100** | | |
| Water Temperature at Inlet/Outlet | °F<br>°C | 203/158<br>95/70 | 176/140<br>80/60 | 140/104<br>60/40 |
| Heat Output | kBTU/h<br>kW | 367.2<br>107.6 | 296.2<br>86.8 | 168.9<br>49.5 |
| Air Temperature rise | °F<br>°C | 90.7<br>32.6 | 79.5<br>26.4 | 59.0<br>15.0 |
| Water Flow | USGPH<br>l/s | 1112.8<br>1.2 | 1122.3<br>1.2 | 637.3<br>0.7 |

** Based on inlet/outlet and outlet water temperatures of 203 °F/128 °F (95°C/70°C)*

## Ambient (Unheated)

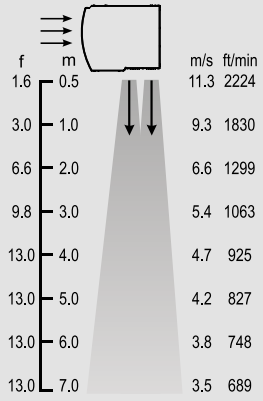


*Air Flow*

| GENERAL CHARACTERISTICS | | | |
|---|---|---|---|
| MODEL | | **AC501-59A** | **AC501-79A** |
| Voltage | V/PH/Hz | 208/1/60 | |
| Air Volume | cfm<br>$m^3/h$ | 4591<br>7800 | 6592<br>11200 |
| Max. Door Height | ft<br>m | 19.7<br>6 | |
| Length | ft<br>mm | 4.9<br>1500 | 6.6<br>2000 |
| Dimensions (L x W x H) | in<br>mm | 63.8 x 18.9 x 19.7<br>1620 x 480 x 500 | 83.4 x 18.9 x 19.7<br>2120 x 480 x 500 |
| Weight | lb<br>kg | 149<br>68 | 172<br>78 |
| Motor Input | hp<br>W | 2.14<br>1600 | 2.14<br>1600 |
| Max. Current | A | 8 | 8 |
| Sound Level at 5 m (distance) | dB(A) | 69 | 69 |

| | |
|---|---|
| **SERIES** | AC1000 |
| **AVAILABLE OPTIONS** | Electric Heated \| Water Heated |
| **MODELS** | 39E16, 79E21 \| 39W20, 79W50 |
| **AVAILABLE VOLTAGES** | 208V~3 Ph, 480V~3 Ph, 600V~3 Ph |

## OVERVIEW

Series 1000 – Higher output decorative air curtain designed to be both functional and have the ability to suit different styles of architecture, from traditional to more modern retail or commercial environments. Available in soft white painted finish, optional polished or brushed stainless steel.

Control panel included with every air curtain.
Complete with - 3 speed control,
Thermostat and 2 heat settings.

## Electric Heated

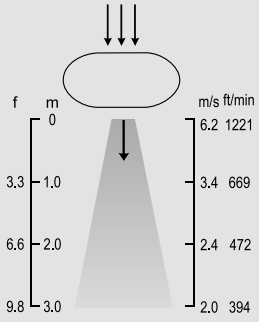


*Air Flow*

| GENERAL CHARACTERISTICS | | | |
|---|---|---|---|
| MODEL | | **AC1000-39E16** | **AC1000-79E21** |
| Heat Output | kBTU/h<br>kW | 54.9<br>16.1 | 73.4<br>21.5 |
| Air Volume | cfm<br>$m^3/h$ | 1707<br>2900 | 3415<br>5800 |
| Max. Door Height | ft<br>m | 11.5<br>3.5 | |
| Temperature rise | °F<br>°C | 60.8<br>16 | 51.8<br>11 |
| Length | ft<br>mm | 3.3<br>1000 | 6.6<br>2000 |
| Dimensions (L x W x H) | in<br>mm | 43.5 x 35 x 15.6<br>1105 x 890 x 395 | 82.9 x 35 x 15.6<br>2105 x 890 x 395 |
| Weight | lb<br>kg | 99<br>45 | 161<br>73 |
| Motor Input | hp<br>W | 0.61<br>450 | 1.22<br>900 |
| Sound Level at 5 m (distance) | dB(A) | 60 | 63 |
| *Max. Current unit (208V) | A | 49.1 | 66.8 |
| Maximum motor current | A | 2.2 | 4.3 |
| *Max. Current heating elements<br>480 V<br>600 V | A | <br>20.2<br>16.2 | <br>27.8<br>22.3 |

* See page 6.

## Water Heated

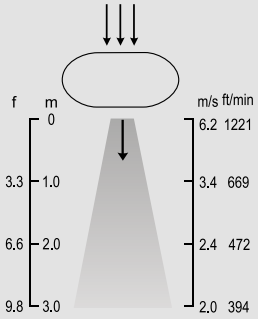


*Air Flow*

| GENERAL CHARACTERISTICS | | | |
|---|---|---|---|
| MODEL | | **AC1000-39W20** | **AC1000-79W50** |
| Voltage | V/PH/Hz | 208/1/60 | |
| Heat Output | kBTU/h<br>kW | 70<br>20.5 | 172<br>50.4 |
| Air Volume | cfm<br>$m^3/h$ | 1590<br>2700 | 3230<br>5500 |
| Max. Door Height | ft<br>m | 11.5<br>3.5 | |
| Temperature rise | °F<br>°C | 71.6<br>22 | 87.8<br>31 |
| Length | ft<br>mm | 3.3<br>1000 | 6.6<br>2000 |
| Dimensions (L x W x H) | in<br>mm | 43.5 x 35 x 15.6<br>1105 x 890 x 395 | 82.9 x 35 x 15.6<br>2105 x 890 x 395 |
| Weight | lb<br>kg | 99<br>45 | 161<br>73 |
| Motor Input | hp<br>W | 0.61<br>450 | 1.22<br>900 |
| Max. Current | A | 4 | 8 |
| Sound Level at 5 m (distance) | dB(A) | 57 | 60 |

| THERMAL CHARACTERISTICS (**Thermal characteristics at ambient room temperature 59°F (15°C) and maximum airow**) | | | | |
|---|---|---|---|---|
| MODEL | | **AC1000-39W20** | | |
| Water Temperature at Inlet/Outlet | °F<br>°C | 203/158<br>95/70 | 176/140<br>80/60 | 140/104<br>60/40 |
| Heat Output | kBTU/h<br>kW | 70<br>20.5 | 55.6<br>16.3 | 17<br>5 |
| Air Temperature rise | °F<br>°C | 71.6<br>22 | 64.4<br>18 | 41<br>5 |
| Water Flow | USGPH<br>l/s | 209.2<br>0.22 | 209.2<br>0.22 | 62.8<br>0.066 |
| MODEL | | **AC79W50** | | |
| Water Temperature at Inlet/Outlet | °F<br>°C | 203/158<br>95/70 | 176/140<br>80/60 | 140/104<br>60/40 |
| Heat Output | kBTU/h<br>kW | 172.0<br>50.4 | 138.6<br>40.6 | 76.5<br>22.4 |
| Air Temperature rise | °F<br>°C | 87.8<br>31 | 77<br>25 | 57.2<br>14 |
| Water Flow | USGPH<br>l/s | 504.10<br>0.53 | 513.61<br>0.54 | 285.34<br>0.30 |

** For water heaters this is 203 °F/128 °F (95°C/70°C) hot water*

| | |
|---|---|
| **SERIES** | AC1001 |
| AVAILABLE OPTIONS | Electric Heated \| Water Heated |
| MODELS | 79E16 \| 79W24 |
| AVAILABLE VOLTAGES | 208V~3 Ph, 480V~3 Ph, 600V~3 Ph |

## OVERVIEW

Series 1001- a popular model for installation where a decorative, but very functional application is required. These units are floor mounted and stand 79` high. Suitable for installing as a stand alone unit or as a pair can protect across several doors simultaneously. Available also in polished or brushed stainless steel finishes and are ideal in any style of public accessed building.

Control panel included with every air curtain. Complete with - 3 speed control, Thermostat and 2 heat settings.

Intertek

## Electric Heated

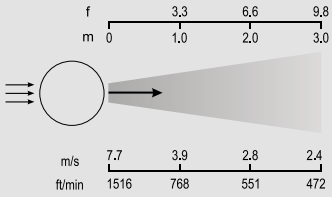


*Air Flow*

| GENERAL CHARACTERISTICS | | |
|---|---|---|
| MODEL | | **AC1001-76E16** |
| Heat Output | kBTU/h<br>kW | 54.9<br>16.1 |
| Air Volume | cfm<br>$m^3/h$ | 2000<br>3400 |
| Max. Door Height | ft<br>m | 7.0<br>2.1 |
| Temperature rise | °F<br>°C | 57.2<br>14 |
| Length | ft<br>mm | 11.5<br>3500 |
| Dimensions (L x W x H) | in<br>mm | (w)18.1 (H)79.2<br>(w) 460 (H) 2012 |
| Weight | lb<br>kg | 161.2<br>73 |
| Motor Input | hp<br>W | 0.46<br>340 |
| Sound Level at 5 m (distance) | dB(A) | 54 |
| *Max. Current unit (208V) | A | 48.5 |
| Maximum motor current | A | 1.6 |
| *Max. Current heating elements<br>480 V<br>600 V | A | <br>20.2<br>16.2 |

* See page 6.

## Water Heated

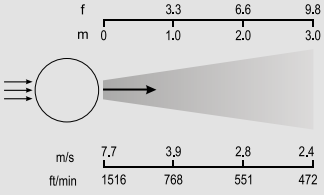


*Air Flow*

| GENERAL CHARACTERISTICS | | |
|---|---|---|
| MODEL | | **AC1001-79W24** |
| Voltage | V/PH/Hz | 208/1/60 |
| Heat Output | kBTU/h<br>kW | 82.0<br>24.0 |
| Air Volume | cfm<br>$m^3/h$ | 1770<br>3000 |
| Max. Door Height | ft<br>m | 7.0<br>2.1 |
| Temperature rise | °F<br>°C | 86<br>30 |
| Length | ft<br>mm | 11.5<br>3500 |
| Dimensions | in<br>mm | (W) 18.1 (H) 79.2<br>(W) 460 (H) 2012 |
| Weight | lb<br>kg | 143.5<br>65 |
| Motor Input | hp<br>W | 0.49<br>360 |
| Max. Current | A | 1.7 |
| Sound Level at 5 m (distance) | dB(A) | 54 |

| THERMAL CHARACTERISTICS (**Thermal characteristics at ambient room temperature 59°F (15°C) and maximum airow**) | | | | |
|---|---|---|---|---|
| MODEL | | **AC1001-79W24** | | |
| Water Temperature at Inlet/Outlet | °F<br>°C | 203/158<br>95/70 | 176/140<br>80/60 | 140/104<br>60/40 |
| Heat Output | kBTU/h<br>kW | 81.9<br>24.0 | 66.2<br>19.4 | 37.5<br>11.0 |
| Air Temperature rise | °F<br>°C | 54<br>30 | 43.2<br>24 | 25.2<br>14 |
| Water Flow | USGPH<br>l/s | 237.78<br>0.25 | 247.29<br>0.26 | 133.16<br>0.14 |

** Based on inlet/outlet and outlet water temperatures of 203 °F/128 °F (95°C/70°C) hot water*

Heat Saving Systems®


**Canada**
6-14845 Yonge St.  unit 194
Aurora, ON
L4G 3C2
+1 (888) 894-5717 (Toll Free)
info@heatsavingsystems.ca
**www.heatsavingsystems.com**